




HOCKEY HALL OF FAME EDUCATION PROGRAM



MATH PRE-VISIT ACTIVITY

1. Mathematical concepts can be found everywhere in our day-to-day lives. In the space below, discuss how mathematics are at work during a game of hockey. (i.e. statistics, geometry, data management, probability, etc.)





HOCKEY HALL OF FAME EDUCATION PROGRAM



HALL VISIT MATH ACTIVITIES

The following questions will guide you through the museum in search of data that will help you solve these math questions.

1. By the entrance to the Hockey Hall of Fame, locate the two larger than life statues. One of these statues is of 'Cyclone' Taylor with the date _____ and the other is of _____ with the date 1983.

How many years are between both dates?

2. Bobby Orr wore number _____ (hint: check the *Hyundai NHL Zone*). Write the answer in the box below and solve for 'B.'



B = _____.

3. Sidney Crosby wears number _____ (hint: check *National Bank World of Hockey*). Write the answer in the box below and solve for 'S.'






HOCKEY HALL OF FAME EDUCATION PROGRAM



4. Visit the **Stanley Cup Dynasties** section. On one wall, you will find enlarged Stanley Cup Bands representing Stanley Cup Dynasties. How many bands are there? Write the answer in the box and solve the equation:

$$- 2 \times \square = \underline{\hspace{2cm}}$$

5. In **The Mask presented by Imports Dragon** exhibit, you'll find many goalie masks on display. Using the space below, sketch a mask from the exhibit that has at least 4 different angles in its design.



6. In the **Esso Great Hall**, you'll find the Honoured Member Plaques. Locate the wall that has the most recently inducted players. The total number of squares on this wall is _____. The total number of occupied squares is _____. Using this information, determine what percentage of space is empty:



HOCKEY HALL OF FAME EDUCATION PROGRAM




POST-VISIT MATH ACTIVITY

1. The Real Stats on Mr. Hockey

Gordie Howe, whose career spanned over thirty years, is considered one of the best players to don the blades and fire the puck into the back of the opposition's net. For this reason, he was given the title 'Mr. Hockey.'

Answer the following question in essay format:

Examine Gordie Howe's professional career over his thirty-year span and assess which decade was his best. Use the information from the following pages to help with your answer.





HOCKEY HALL OF FAME EDUCATION PROGRAM



Season	Club	Lea	Regular season				Playoffs			
			GP	G	A	TP	GP	G	A	TP
1945-46	Omaha	USHL	51	22	28	48	6	2	1	3
1946-47	Detroit	NHL	58	7	12	22	5	0	0	0
1947-48	Detroit	NHL	60	16	28	44	10	1	1	1
1948-49 ^{ng}	Detroit	NHL	40	12	25	37	11	*8	*3	*11
1949-50 ^{afg}	Detroit	NHL	70	35	33	68	1	0	0	0
1950-51 ^{bcg}	Detroit	NHL	70	*43	*43	*86	6	4	3	7
1951-52 ^{bcdfg}	Detroit	NHL	70	*47	39	*86	8	2	*5	*7
1952-53 ^{bcdeg}	Detroit	NHL	70	*49	*46	*95	6	2	5	7
1953-54 ^{bcfg}	Detroit	NHL	70	33	*48	*81	12	4	3	7
1954-55 ^{fg}	Detroit	NHL	64	29	33	62	11	*9	11	*20
1955-56 ^a	Detroit	NHL	70	38	41	79	10	3	9	12
1956-57 ^{bcdeg}	Detroit	NHL	70	*44	45	*89	5	2	5	7
1957-58 ^{bd}	Detroit	NHL	64	33	44	77	4	1	1	2
1958-59 ^a	Detroit	NHL	70	32	46	78	-	-	-	-
1959-60	Detroit	NHL	70	28	45	73	6	1	5	6
1960-61 ^a	Detroit	NHL	64	23	49	72	11	4	11	*15
1961-62 ^a	Detroit	NHL	70	33	44	77	-	-	-	-
1962-63 ^{bcd}	Detroit	NHL	70	*38	48	*86	11	7	9	*16
1963-64 ^a	Detroit	NHL	69	26	47	73	14	9	10	*19
1964-65 ^{ng}	Detroit	NHL	70	29	47	76	7	4	2	6
1965-66 ^b	Detroit	NHL	70	29	46	75	12	4	6	10
1966-67 ^{ae}	Detroit	NHL	69	25	40	65	-	-	-	-
1967-68 ^b	Detroit	NHL	74	39	43	82	-	-	-	-
1968-69 ^b	Detroit	NHL	76	44	59	103	-	-	-	-
1969-70 ^b	Detroit	NHL	76	31	40	71	4	2	0	2
1970-71	Detroit	NHL	61	23	29	52	-	-	-	-
1971-72	Did Not Play									
1972-73	Did Not Play									
1973-74 ^{bdfg}	Houston	WHA	70	31	69	100	13	3	*14	17
1974-75 ^{bcfg}	Houston	WHA	75	34	65	99	13	8	12	20
1975-76 ^g	Houston	WHA	78	32	70	102	17	4	8	12
1976-77 ^g	Houston	WHA	62	24	44	68	11	5	3	8
1977-78	New England	WHA	76	34	62	96	14	5	5	10
1978-79	New England	WHA	58	19	24	43	10	3	1	4
1979-80	Hartford	NHL	80	15	26	41	3	1	1	2

- ^a Second All-Star Team (right wing)
- ^b First All-Star Team (right wing)
- ^c League Scoring Championship
- ^d League's Most Valuable Player
- ^e Award for outstanding service to hockey in the United States
- ^f League's Playoff Champion
- ^g First place team during regular season
- ^{*} League leader



HOCKEY HALL OF FAME EDUCATION PROGRAM






HOCKEY HALL OF FAME EDUCATION PROGRAM



- a) Draw a line graph showing the goal and point production from both regular season and playoffs.



- b) Calculate the mean or average and standard deviation of the goal and point production for the regular season and playoffs in each decade.






HOCKEY HALL OF FAME EDUCATION PROGRAM



- c) Draw a bar graph comparing the averages of goal and point production for the regular season and playoffs of each decade.



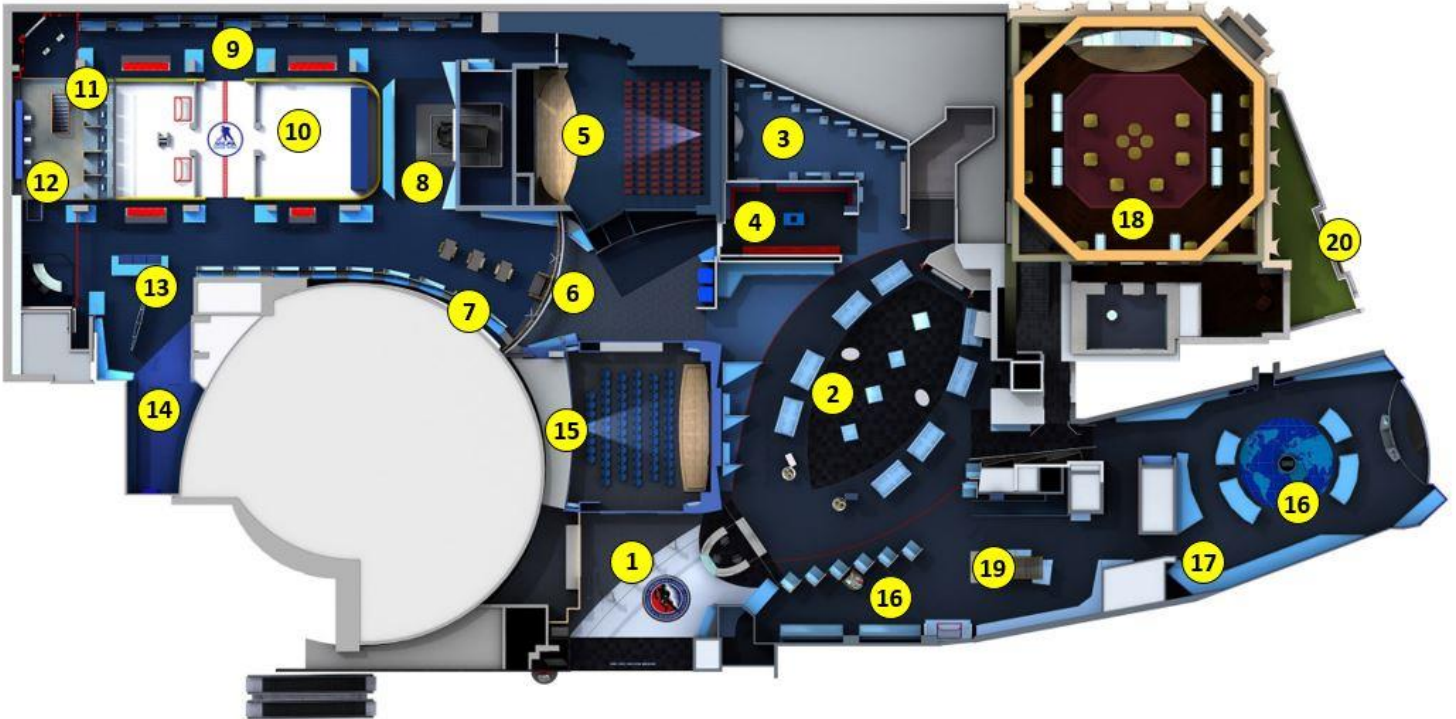
In making your final assessment, consider the championships, awards and honours he received during each decade. Other variables such as his age and how many games he played should also be taken into account.



HOCKEY HALL OF FAME EDUCATION PROGRAM



HOCKEY HALL OF FAME GUIDE MAP



1. Entrance Foyer Displays
2. Hyundai NHL Zone
3. Stanley Cup Dynasties
4. Canadiens Dressing Room
5. TSN Theatre
6. St. Louis Bar & Grill Arena Zone
7. Changing Face of Hockey - Diversity in our Game
8. Vintage Hockey Hub
9. Franchise Alley
10. NHLPA Game Time
11. TSN/RDS Broadcast Zone
12. Video Game Kiosks
13. Upper Deck Collectors' Corner
14. The Mask presented by Imports Dragon
15. Tim Hortons Theatre
16. National Bank World of Hockey
17. Women's Hockey: Celebrating Excellence
18. Esso Great Hall & NHL Trophies
19. Spirit of Hockey Retail Store
20. Exterior Sculptures